

Azimuth control unit: RSCU mk4



The RSCU-mk4 series consist of two members in the following executions:

- RSCU-mk4 (96x96mm);
- RSCU-mk4.2 (96x96mm)

They both share the classic recognisable bow-shaped rotatable top section.

The control units of the RSCU series (**R**otation and **S**peed **C**ontrol **U**nit) are console mounted lever units designed for controlling both speed (RPM or pitch) and heading (azimuth). All types can be equipped with potentiometers and/or micro switches for both speed as well as heading control. The motorized executions are all stepper motor driven and linked by means of CAN bus for automatic synchronization (Electric Shaft) with remote stations or an external master system.

Possible output signals

- 2KOhm;
- 5KOhm;
- 4-20mA;
- Integrated CAN;

Specifications

The RSCU-mk4 comes with potentiometers and/or micro switches for the electrical interface with the propulsion- and steering control systems. It is available with a IP42 or IP56 rating, and with the possibility to limit the speed lever travel and/or steering angle according to your requirements. Palpable stops (detents) can be supplied in both sections. It comes in top- as well as bottom mounted models, the latter for flush mounting.

The RSCU-mk4.2 has been designed for twin engine and rudder control in a single device. The speed levers can move independently, whereas rudder control is simultaneous i.e. the two rudder potentiometers move in synchronicity. Unlike the mk4, it's rotation angle is limited to +/-60°, and it comes in flush mounted version only.

The RSCU-mk4 series are not available with stepper motors for electric shaft operation.

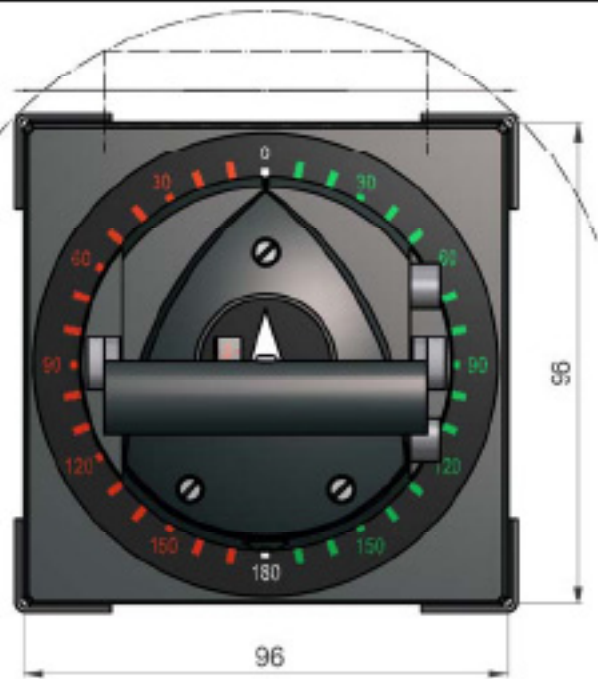
Options

- Extra or special potentiometer(s);
- Micro switch contact(s);
- Customized grips (other materials like wood), logo's;
- Stepper motors for:
 - Automatic line-up (Electric Shaft);
 - Electrical fine adjustment;
 - Haptic feedback;
 - Programmable detents (palpable stops);
- Limited lever travel;
- Other options on request.

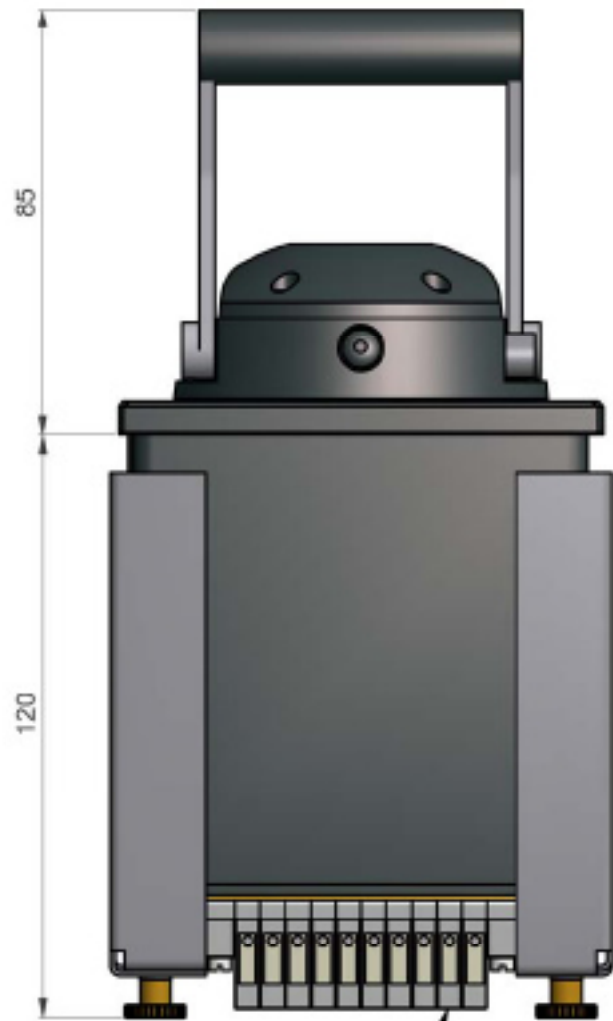
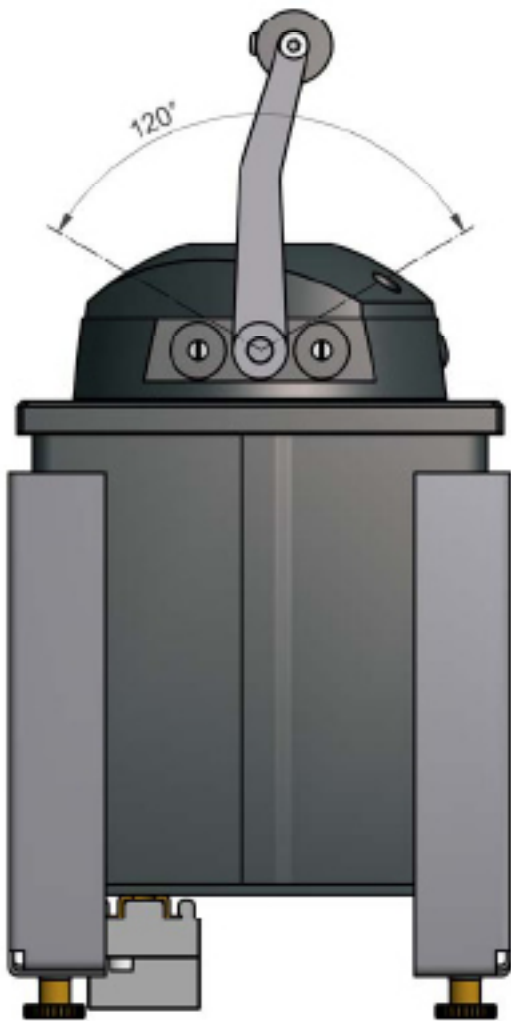




R70



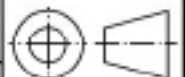
Panel cut-out : 92mm x 92mm



Terminal block

RSCU mk4

Form. 4A0108415
A4



KWANT CONTROLS
KWANT CONTROLS B.V. SNEEK HOLLAND

Maten in millimeters

Wijz.: A

Art.:

HET AUTEURSRECHT WORDT
VOORBEHOUDEN
OVEREENKOMSTIG DE WET

Get.: Evd

Datum: 8-1-2001

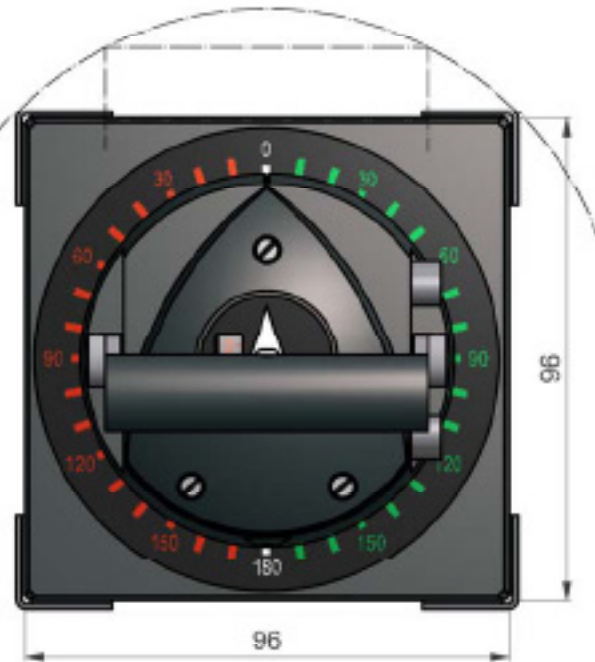
Blad: 1 / 1

Schaal: 1:1.5

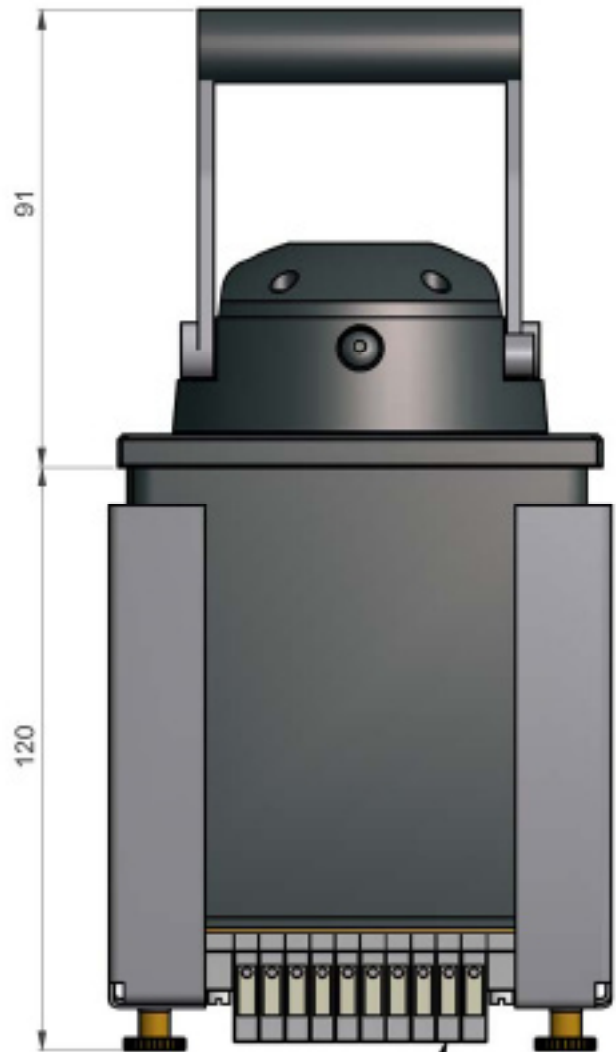
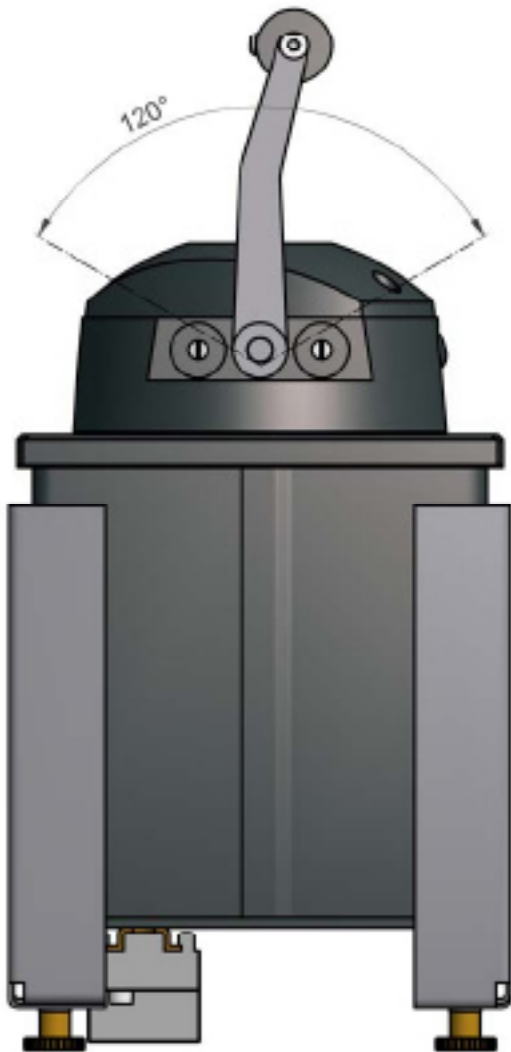
Vrijgave dd: 18-5-2011



R70



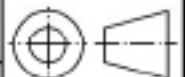
Panel cut-out : 92mm x 92mm



Terminal block

RSCU mk4 IP56

Form. A4 4A0109849

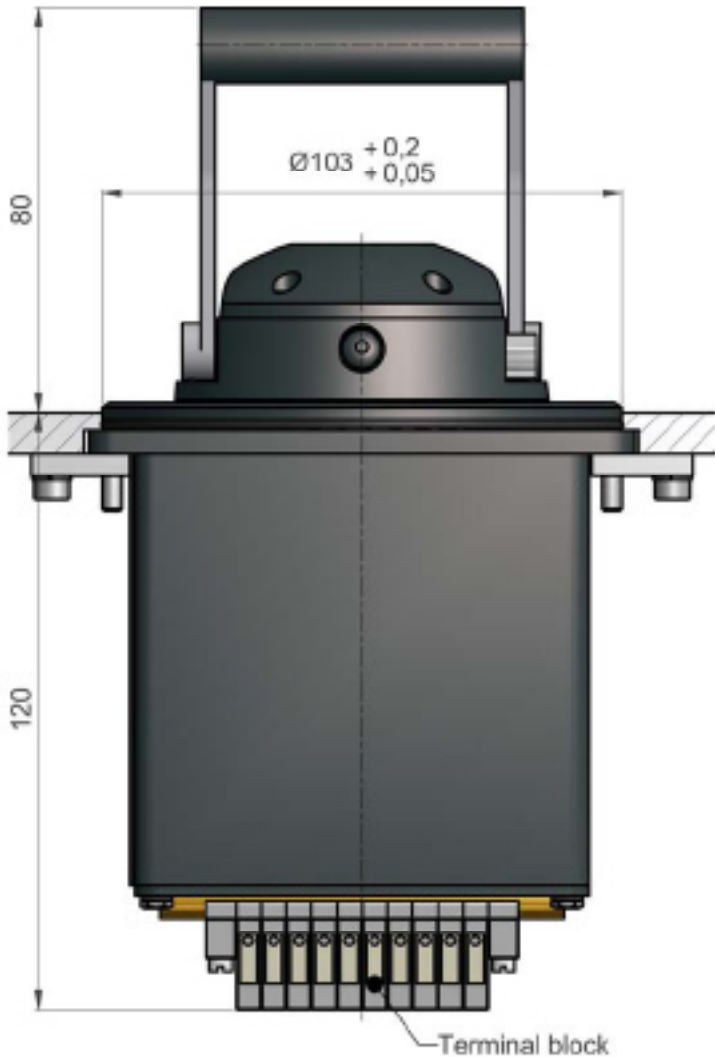
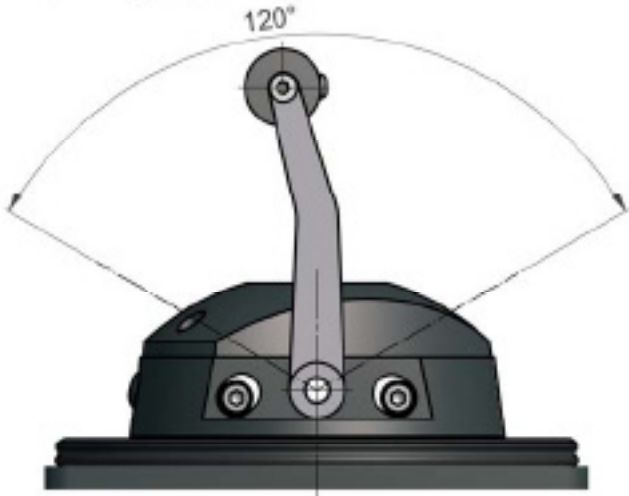
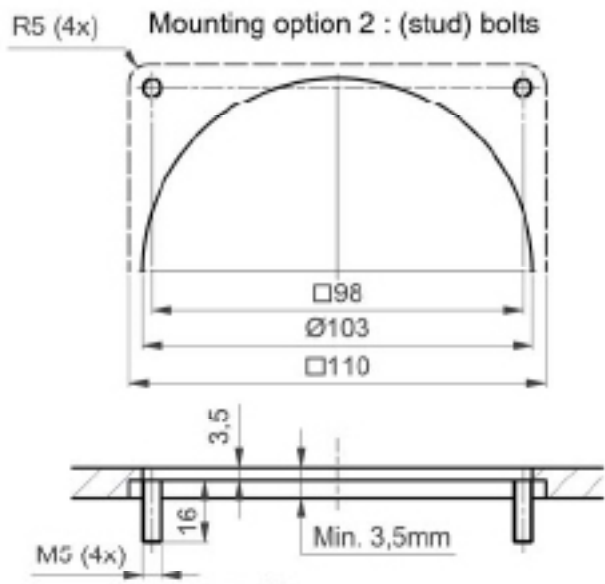
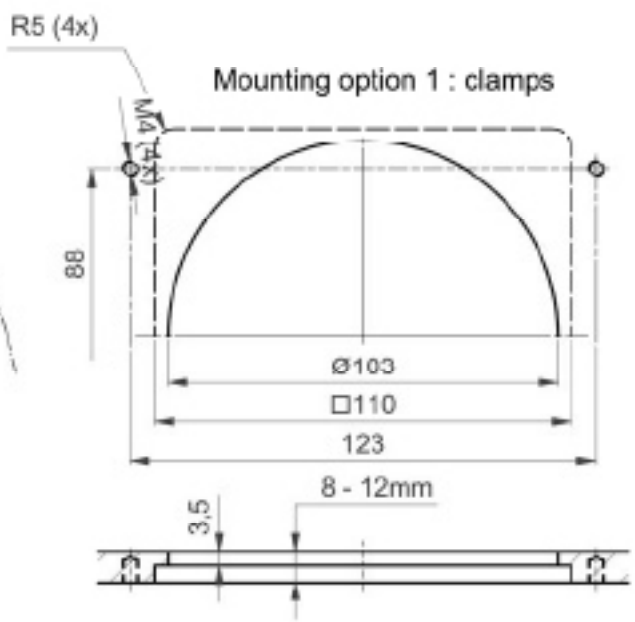
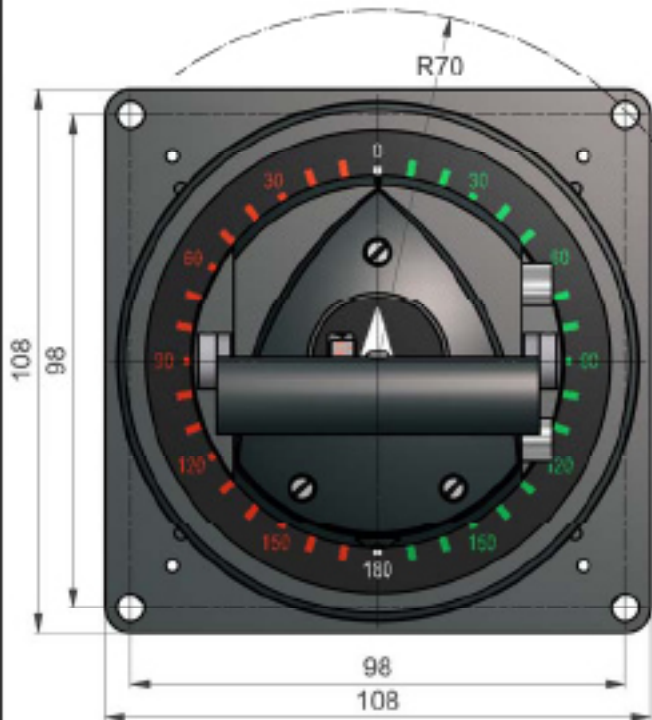


KWANT CONTROLS
KWANT CONTROLS B.V. SNEEK HOLLAND

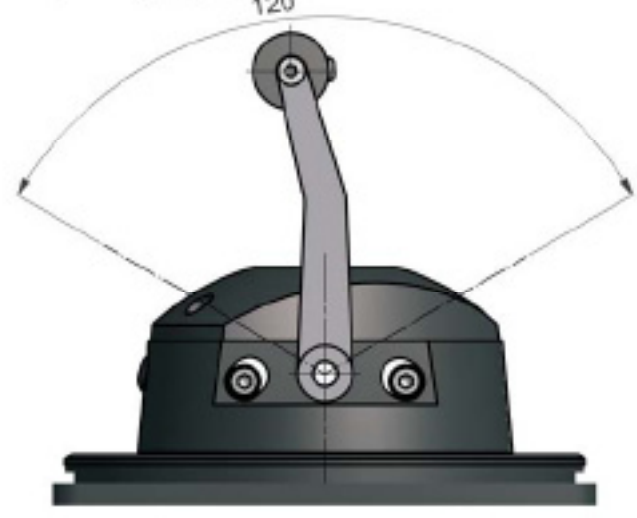
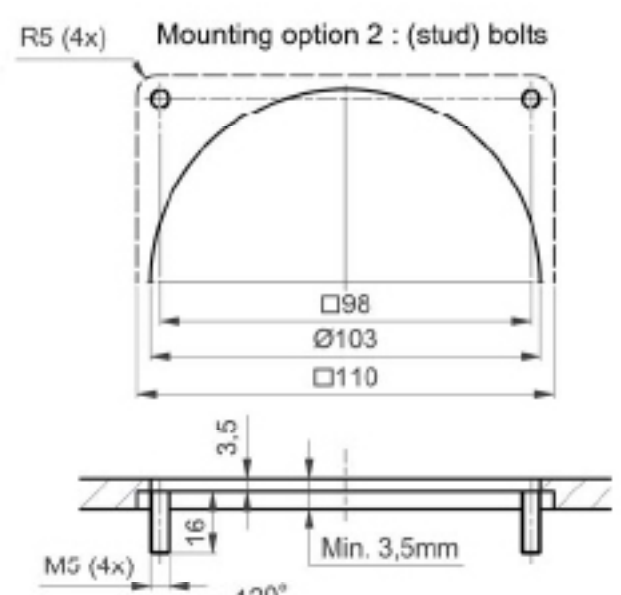
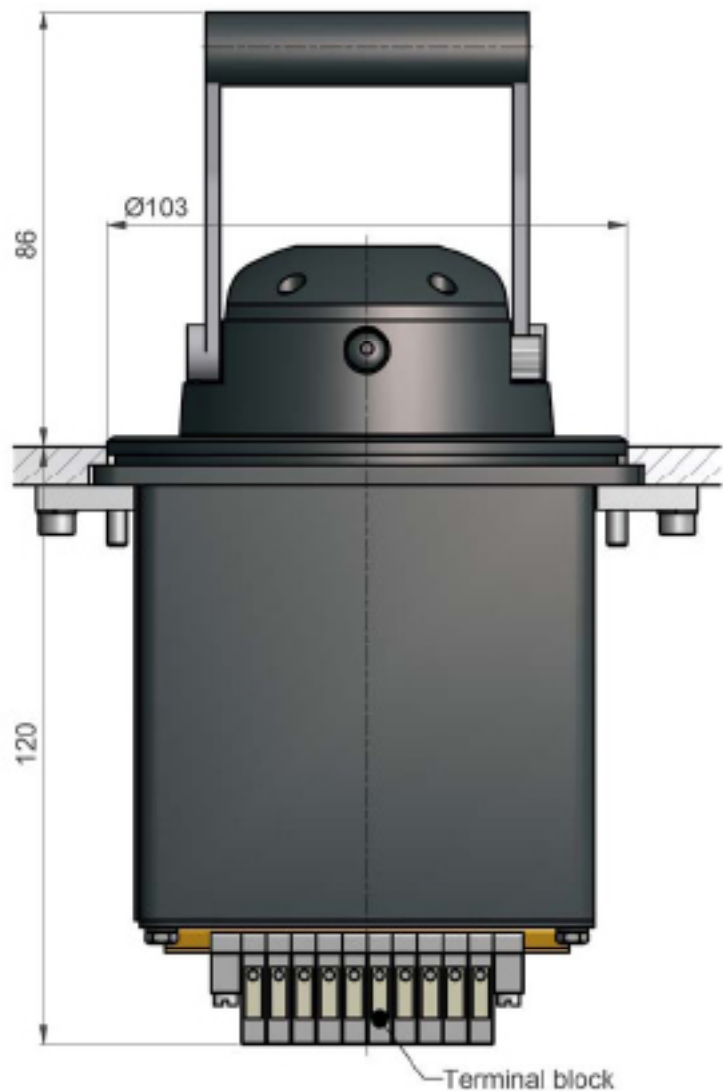
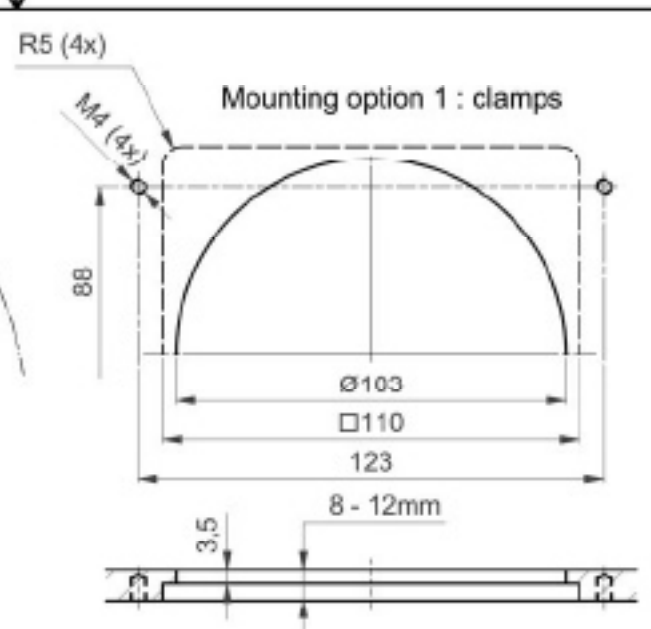
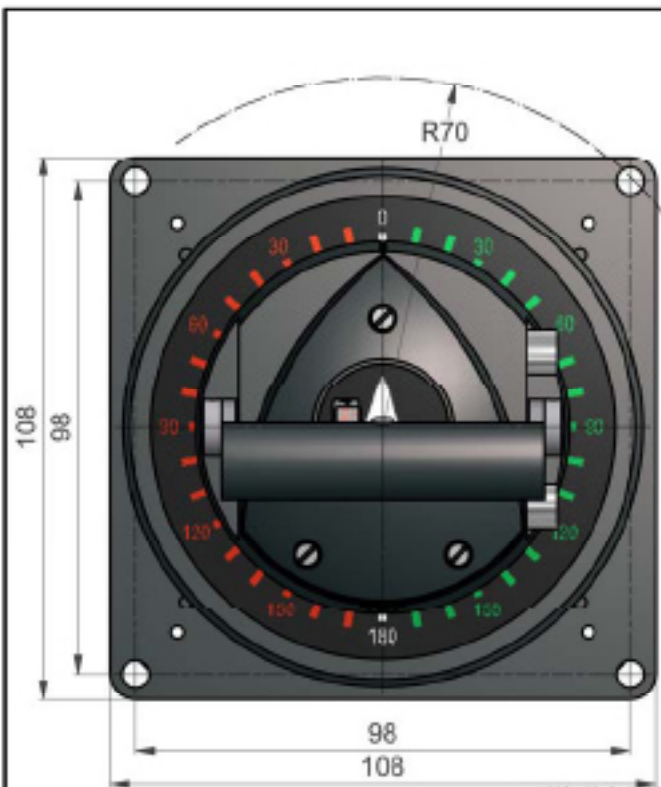
Maten in millimeters
HET AUTEURSRECHT WORDT
VOORBEHOUDEN
OVEREENKOMSTIG DE WET

Wijz.: A Art.:
Get.: JE Datum: 15-2-2002
Schaal: 1:1.5 Vrijgave dd: 27-5-2011

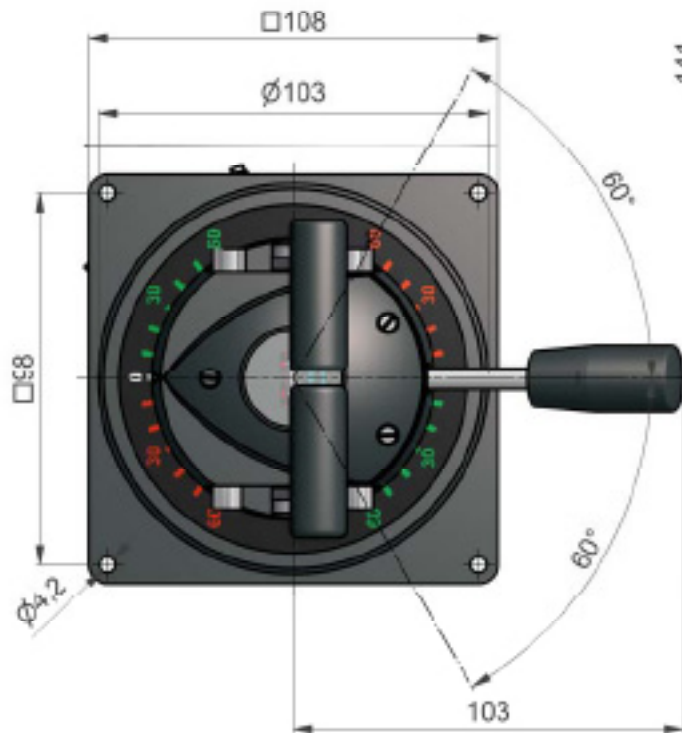
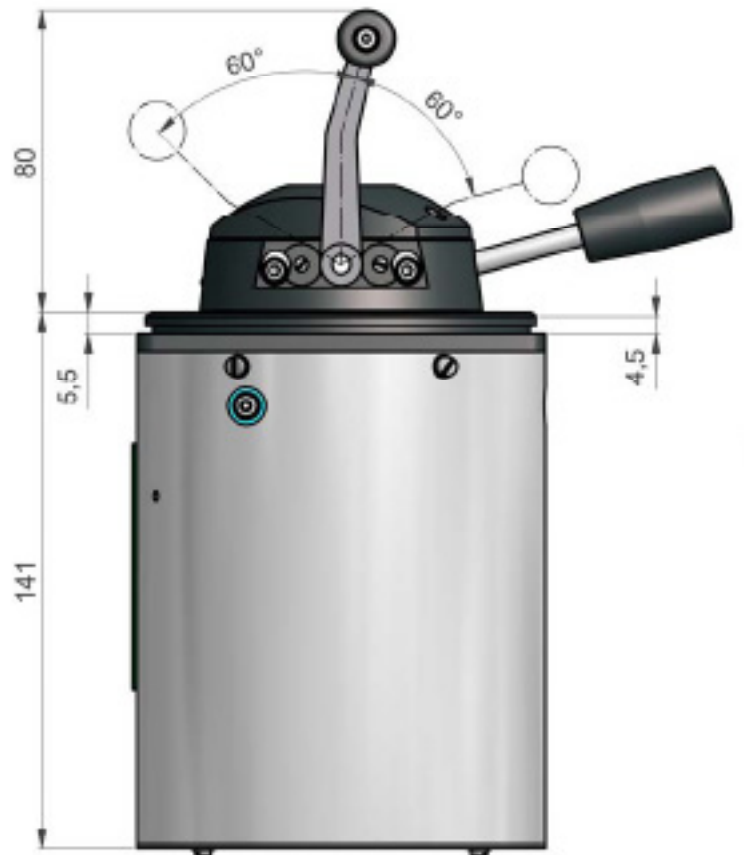
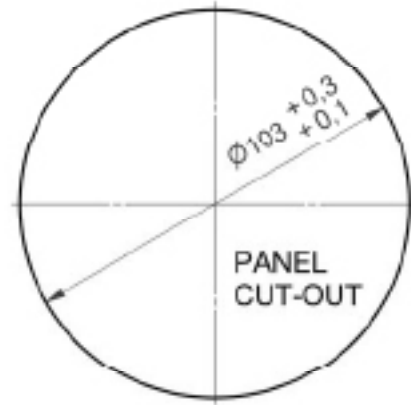
Blad: 1 / 1



RSCU mk4 KWANT CONTROLS KWANT CONTROLS B.V. SNEEK HOLLAND		Form. A4	4A0115785	
		Maten in millimeters	Wijz.:	
HET AUTEURSRECHT WORDT VOORBEHOUDEN OVEREENKOMSTIG DE WET		Get.: Evd	Datum: 3-7-2007	Blad: 1 / 1
		Schaal: 1:1,5	Vrijgave dd:	



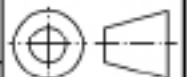
RSCU mk4 IP56		Form.	4A0115786	
		A4		
KWANT CONTROLS KWANT CONTROLS B.V. SNEEK HOLLAND	Maten in millimeters	Wijz.:	Art.:	Blad: 1 / 1
	HET AUTEURSRECHT WORDT VOORBEHOUDEN OVEREENKOMSTIG DE WET	Get.: Evd	Datum: 3-7-2007	
		Schaal: 1:1,5	Vrijgave dd:	



RSCU mk4.2

Form.
A4

4A0116768



KWANT CONTROLS

KWANT CONTROLS B.V. SNEEK HOLLAND

Maten in millimeters

HET AUTEURSRECHT WORDT
VOORBEHOUDEN
OVEREENKOMSTIG DE WET

Wijz.:

Get.: DTI

Schaal: 1:2

Art.:

Datum: 15-4-2008

Vrijgave dd:

Blad: 1 / 1